






Piano Terra (lago alle proprie spalle)






Ingresso

Ingresso (solo pazienti Punto Primo Intervento)

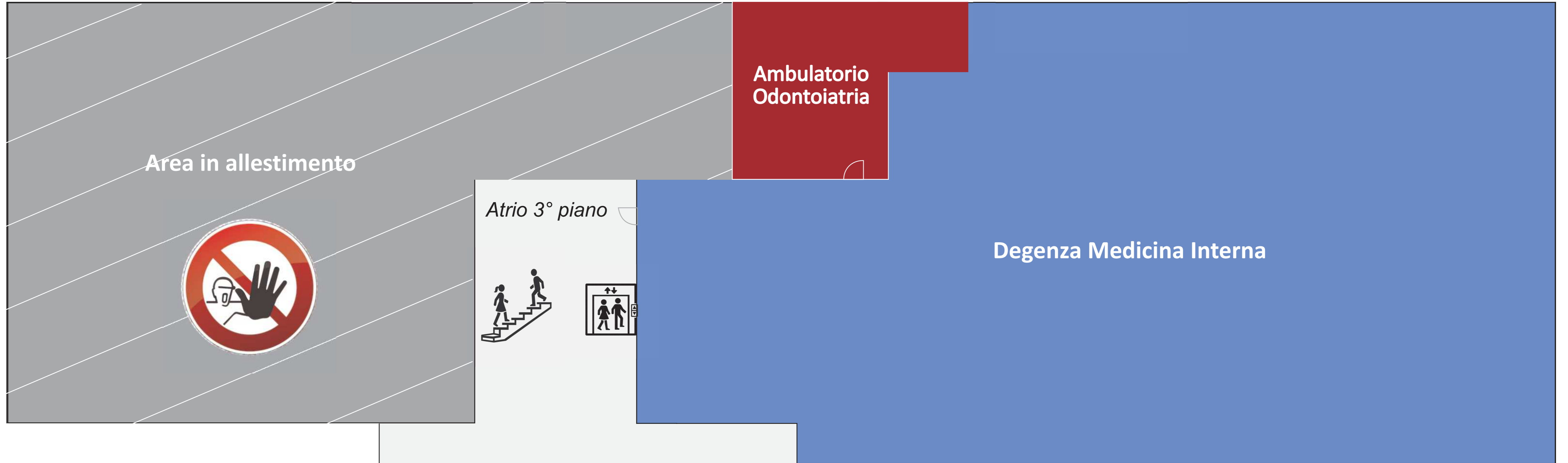









1° Piano (lago di fronte)



2° Piano (lago di fronte)



3° Piano *(lago di fronte)*



Blocco Operatorio
(zona ad ingresso controllato e autorizzato)



Atrio 4° piano



Degenza Week e Day Surgery



4° Piano *(lago di fronte)*